

**Ports de Commerce de Corse**  
**Porti di Commerciù di Corsica**

**Mensuel**  
*U Misincu*

**Marchandises**  
*Marcanzzii*

mai 2024  
maghju 2024

# PORTS DE COMMERCE DE CORSE

mai 2024

## TRAFIC MARCHANDISES GLOBAL

TOTAL PORTS
Régulier National
Régulier International
<b>TOTAL</b>
Hydrocarbures
Ciment
<b>TOTAL</b>
<b>TOTAL</b>

Marchandises du 1er au 31 mai		
2023	2024	Variation
218 512	222 315	1,74%
51 433	45 530	-11,48%
<b>269 945</b>	<b>267 845</b>	<b>-0,78%</b>
56 268	40 715	-27,64%
12 309	10 354	-15,88%
<b>68 577</b>	<b>51 069</b>	<b>-25,53%</b>
<b>338 522</b>	<b>318 914</b>	<b>-5,79%</b>

Cumul Marchandises depuis le 1er Janvier		
2023	2024	Variation
1 071 732	1 067 876	-0,36%
235 861	230 955	-2,08%
<b>1 307 593</b>	<b>1 298 831</b>	<b>-0,67%</b>
194 474	184 654	-5,05%
58 895	51 024	-13,36%
<b>253 369</b>	<b>235 678</b>	<b>-6,98%</b>
<b>1 560 962</b>	<b>1 534 509</b>	<b>-1,69%</b>

AJACCIO
Régulier National
Régulier International
<b>TOTAL</b>
Hydrocarbures
Ciment
<b>TOTAL</b>
<b>TOTAL</b>

Marchandises du 1er au 31 mai		
2023	2024	Variation
69 016	70 291	1,85%
720	1 187	64,86%
<b>69 736</b>	<b>71 478</b>	<b>2,50%</b>
17 952	15 375	-14,35%
3 545	3 787	6,83%
<b>21 497</b>	<b>19 162</b>	<b>-10,86%</b>
<b>91 233</b>	<b>90 640</b>	<b>-0,65%</b>

Cumul Marchandises depuis le 1er Janvier		
2023	2024	Variation
338 501	319 637	-5,57%
3 450	4 400	27,54%
<b>341 951</b>	<b>324 037</b>	<b>-5,24%</b>
65 953	67 336	2,10%
16 031	15 771	-1,62%
<b>81 984</b>	<b>83 107</b>	<b>1,37%</b>
<b>423 935</b>	<b>407 144</b>	<b>-3,96%</b>

BASTIA
Régulier National
Régulier International
<b>TOTAL</b>
Hydrocarbures
Ciment
<b>TOTAL</b>
<b>TOTAL</b>

Marchandises du 1er au 31 mai		
2023	2024	Variation
109 343	112 892	3,25%
40 550	37 415	-7,73%
<b>149 893</b>	<b>150 307</b>	<b>0,28%</b>
36 425	25 340	-30,43%
4 372	2 182	-50,09%
<b>40 797</b>	<b>27 522</b>	<b>-32,54%</b>
<b>190 690</b>	<b>177 829</b>	<b>-6,74%</b>

Cumul Marchandises depuis le 1er Janvier		
2023	2024	Variation
542 768	564 302	3,97%
193 061	194 367	0,68%
<b>735 829</b>	<b>758 669</b>	<b>3,10%</b>
125 335	115 719	-7,67%
18 769	12 892	-31,31%
<b>144 104</b>	<b>128 611</b>	<b>-10,75%</b>
<b>879 933</b>	<b>887 280</b>	<b>0,83%</b>

BONIFACIO
Régulier National
Régulier International
<b>TOTAL</b>
Hydrocarbures
Ciment
<b>TOTAL</b>
<b>TOTAL</b>

Marchandises du 1er au 31 mai		
2023	2024	Variation
0	0	-
9 353	6 719	-28,16%
<b>9 353</b>	<b>6 719</b>	<b>-28,16%</b>
0	0	-
0	0	-
<b>0</b>	<b>0</b>	<b>-</b>
<b>9 353</b>	<b>6 719</b>	<b>-28,16%</b>

Cumul Marchandises depuis le 1er Janvier		
2023	2024	Variation
0	0	-
35 384	29 141	-17,64%
<b>35 384</b>	<b>29 141</b>	<b>-17,64%</b>
0	0	-
0	0	-
<b>0</b>	<b>0</b>	<b>-</b>
<b>35 384</b>	<b>29 141</b>	<b>-17,64%</b>

L'ILE-ROUSSE
Régulier National
Régulier International
<b>TOTAL</b>
Hydrocarbures
Ciment
<b>TOTAL</b>
<b>TOTAL</b>

Marchandises du 1er au 31 mai		
2023	2024	Variation
14 488	12 253	-15,42%
212	115	-45,75%
<b>14 700</b>	<b>12 368</b>	<b>-15,86%</b>
0	0	-
2 087	1 520	-27,18%
<b>2 087</b>	<b>1 520</b>	<b>-27,18%</b>
<b>16 787</b>	<b>13 888</b>	<b>-17,27%</b>

Cumul Marchandises depuis le 1er Janvier		
2023	2024	Variation
70 766	59 427	-16,02%
3 109	1 575	-49,34%
<b>73 875</b>	<b>61 002</b>	<b>-17,43%</b>
0	0	-
11 247	10 952	-2,62%
<b>11 247</b>	<b>10 952</b>	<b>-2,62%</b>
<b>85 122</b>	<b>71 954</b>	<b>-15,47%</b>

PORTO-VECCHIO
Régulier National
Régulier International
<b>TOTAL</b>
Hydrocarbures
Ciment
<b>TOTAL</b>
<b>TOTAL</b>

Marchandises du 1er au 31 mai		
2023	2024	Variation
18 844	19 753	4,82%
598	94	-84,28%
<b>19 442</b>	<b>19 847</b>	<b>2,08%</b>
0	0	-
2 305	2 865	24,30%
<b>2 305</b>	<b>2 865</b>	<b>24,30%</b>
<b>21 747</b>	<b>22 712</b>	<b>4,44%</b>

Cumul Marchandises depuis le 1er Janvier		
2023	2024	Variation
84 738	89 986	6,19%
857	1 472	71,76%
<b>85 595</b>	<b>91 458</b>	<b>6,85%</b>
0	0	-
12 848	11 409	-11,20%
<b>12 848</b>	<b>11 409</b>	<b>-11,20%</b>
<b>98 443</b>	<b>102 867</b>	<b>4,49%</b>

PROPRIANO
Régulier National
Régulier International
<b>TOTAL</b>
Hydrocarbures
Ciment
<b>TOTAL</b>
<b>TOTAL</b>

Marchandises du 1er au 31 mai		
2023	2024	Variation
6 821	7 126	4,47%
0	0	-
<b>6 821</b>	<b>7 126</b>	<b>4,47%</b>
1 891	0	-100,00%
0	0	-
<b>1 891</b>	<b>0</b>	<b>-100,00%</b>
<b>8 712</b>	<b>7 126</b>	<b>-18,20%</b>

Cumul Marchandises depuis le 1er Janvier		
2023	2024	Variation
34 959	34 524	-1,24%
0	0	-
<b>34 959</b>	<b>34 524</b>	<b>-1,24%</b>
3 186	1 599	-49,81%
0	0	-
<b>3 186</b>	<b>1 599</b>	<b>-49,81%</b>
<b>38 145</b>	<b>36 123</b>	<b>-5,30%</b>

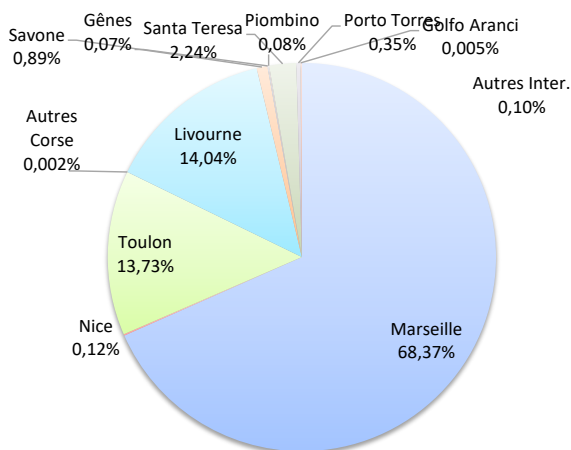
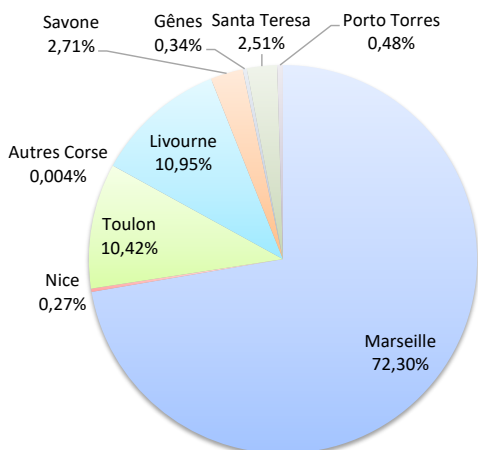
TRAFIC MARCHANDISES

	Marchandises du 1er au 31 mai			Cumul Marchandises depuis le 1er Janvier		
	2023	2024	Variation	2023	2024	Variation
Régulier National	218 512	222 315	1,74%	1 071 732	1 067 876	-0,36%
Régulier Internat°	51 433	45 530	-11,48%	235 861	230 955	-2,08%
<b>TOTAL</b>	<b>269 945</b>	<b>267 845</b>	<b>-0,78%</b>	<b>1 307 593</b>	<b>1 298 831</b>	<b>-0,67%</b>
Croisières	0	0	-	0	0	-
Hydrocarbures	56 268	40 715	-27,64%	194 474	184 654	-5,05%
Ciment	12 309	10 354	-15,88%	58 895	51 024	-13,36%
<b>TOTAL</b>	<b>68 577</b>	<b>51 069</b>	<b>-25,53%</b>	<b>253 369</b>	<b>235 678</b>	<b>-6,98%</b>
<b>TOTAL</b>	<b>338 522</b>	<b>318 914</b>	<b>-5,79%</b>	<b>1 560 962</b>	<b>1 534 509</b>	<b>-1,69%</b>

LIGNES  
REGULIERS NAT° ET INTERNAT°

Lignes	Marchandises	Variation n-1
Marseille	193 654	8,65%
Nice	729	-21,27%
Toulon	27 921	-28,88%
Autres Corse	11	-88,78%
Livourne	29 338	-13,64%
Savone	7 270	8,75%
Gênes	922	1180,56%
Piombino	0	-
Santa Teresa	6 719	-28,16%
Porto Torres	1 281	-28,16%
Golfo Aranci	0	-100,00%
Autres Inter.	0	-

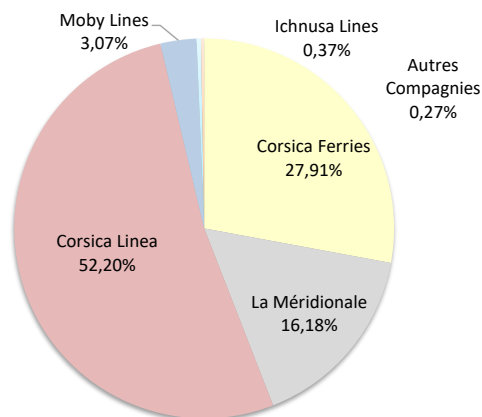
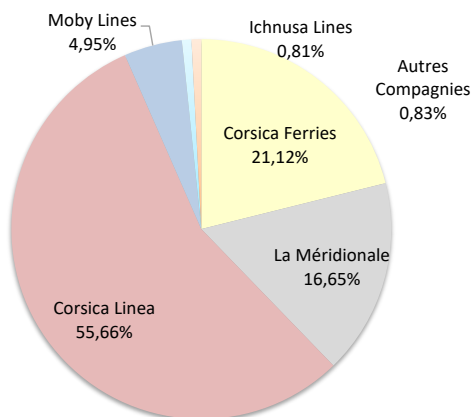
Lignes	Marchandises	Variation n-1
Marseille	888 069	4,92%
Nice	1 501	-33,96%
Toulon	178 280	-20,01%
Autres Corse	26	-79,20%
Livourne	182 368	0,10%
Savone	11 598	-18,43%
Gênes	922	1180,56%
Piombino	994	-
Santa Teresa	29 141	-17,64%
Porto Torres	4 552	16,00%
Golfo Aranci	60	-14,29%
Autres Inter.	1 320	-



COMPAGNIES  
REGULIERS NAT° et INTERNAT°

Compagnies	Marchandises	Variation n-1
Corsica Ferries	56 556	-29,27%
La Méridionale	44 584	1,72%
Corsica Linea	149 070	10,92%
Moby Lines	13 252	48,45%
Ichnusa Lines	2 169	-23,36%
Autres Compagnies	2 214	-

Compagnies	Marchandises	Variation n-1
Corsica Ferries	362 548	-14,36%
La Méridionale	210 093	-0,29%
Corsica Linea	677 976	6,64%
Moby Lines	39 839	22,85%
Ichnusa Lines	4 841	-9,68%
Autres Compagnies	3 534	-



# PORT DE COMMERCE D'AJACCIO

mai 2024

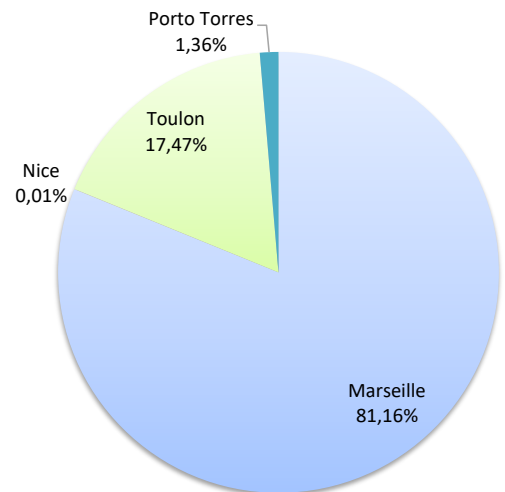
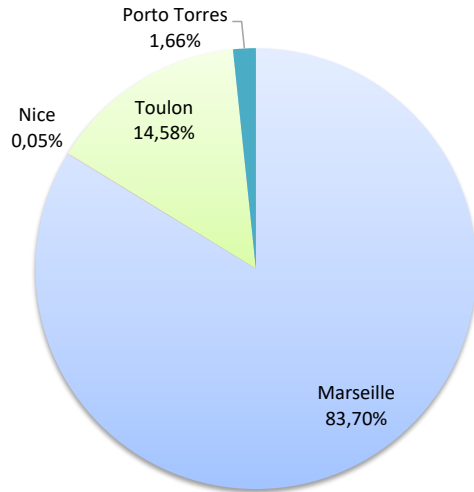
## TRAFIC MARCHANDISES

	Marchandises du 1er au 31 mai			Cumul Marchandises depuis le 1er Janvier		
	2023	2024	Variation	2023	2024	Variation
Régulier National	69 016	70 291	1,85%	338 501	319 637	-5,57%
Régulier Internat°	720	1 187	64,86%	3 450	4 400	27,54%
<b>TOTAL</b>	<b>69 736</b>	<b>71 478</b>	<b>2,50%</b>	<b>341 951</b>	<b>324 037</b>	<b>-5,24%</b>
Croisières	0	0	-	0	0	-
Hydrocarbures	17 952	15 375	-14,35%	65 953	67 336	2,10%
Ciment	3 545	3 787	6,83%	16 031	15 771	-1,62%
<b>TOTAL</b>	<b>21 497</b>	<b>19 162</b>	<b>-10,86%</b>	<b>81 984</b>	<b>83 107</b>	<b>1,37%</b>
<b>TOTAL</b>	<b>91 233</b>	<b>90 640</b>	<b>-0,65%</b>	<b>423 935</b>	<b>407 144</b>	<b>-3,96%</b>

### LIGNES REGULIERS NAT° ET INTERNAT°

Lignes	Marchandises	Variation n-1
Marseille	59 830	9,22%
Nice	38	-
Toulon	10 423	-26,79%
Savone	0	-
Porto Torres	1 187	64,86%

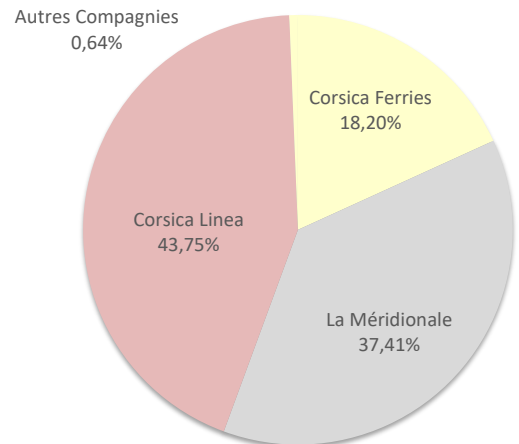
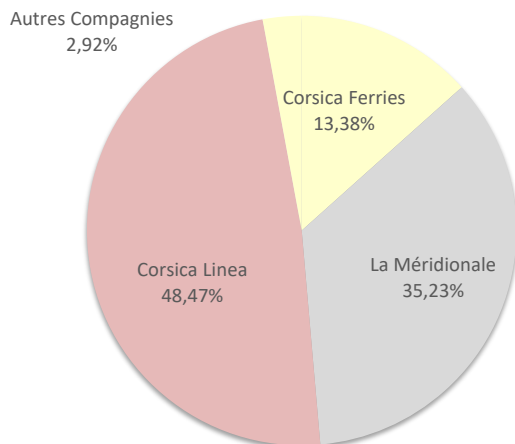
Lignes	Marchandises	Variation n-1
Marseille	262 983	1,83%
Nice	38	-44,12%
Toulon	56 616	-29,40%
Savone	0	-100,00%
Porto Torres	4 400	32,85%



### COMPAGNIES REGULIERS NAT° ET INTERNAT°

Compagnies	Marchandises	Variation n-1
Corsica Ferries	9 564	-36,06%
La Méridionale	25 185	-6,04%
Corsica Linea	34 645	23,84%
Autres Compagnies	2 084	-

Compagnies	Marchandises	Variation n-1
Corsica Ferries	58 970	-29,55%
La Méridionale	121 228	-6,90%
Corsica Linea	141 755	10,72%
Autres Compagnies	2 084	-



TRAFIC MARCHANDISES

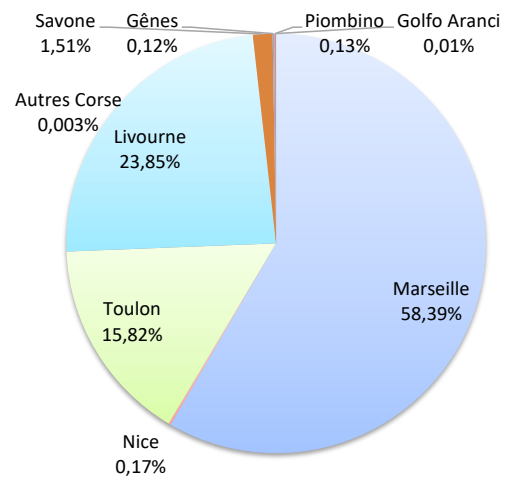
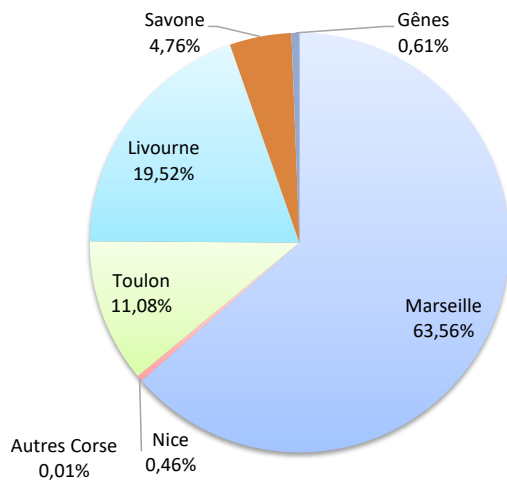
	Marchandises du 1er au 31 mai		
	2023	2024	Variation
Régulier National	109 343	112 892	3,25%
Régulier Internat°	40 550	37 415	-7,73%
<b>TOTAL</b>	<b>149 893</b>	<b>150 307</b>	<b>0,28%</b>
Croisières	0	0	-
Hydrocarbures	36 425	25 340	-30,43%
Ciment	4 372	2 182	-50,09%
<b>TOTAL</b>	<b>40 797</b>	<b>27 522</b>	<b>-32,54%</b>
<b>TOTAL</b>	<b>190 690</b>	<b>177 829</b>	<b>-6,74%</b>

	Cumul Marchandises depuis le 1er Janvier		
	2023	2024	Variation
Régulier National	542 768	564 302	3,97%
Régulier Internat°	193 061	194 367	0,68%
<b>TOTAL</b>	<b>735 829</b>	<b>758 669</b>	<b>3,10%</b>
Croisières	0	0	-
Hydrocarbures	125 335	115 719	-7,67%
Ciment	18 769	12 892	-31,31%
<b>TOTAL</b>	<b>144 104</b>	<b>128 611</b>	<b>-10,75%</b>
<b>TOTAL</b>	<b>879 933</b>	<b>887 280</b>	<b>0,83%</b>

LIGNES  
REGULIERS NAT° ET INTERNAT°

Lignes	Marchandises	Variation n-1
Marseille	95 533	8,89%
Nice	691	-11,64%
Toulon	16 657	-19,65%
Autres Corse	11	-88,78%
Livourne	29 338	-13,50%
Savone	7 155	9,35%
Gênes	922	1180,56%
Piombino	0	-
Golfo Aranci	0	-100,00%

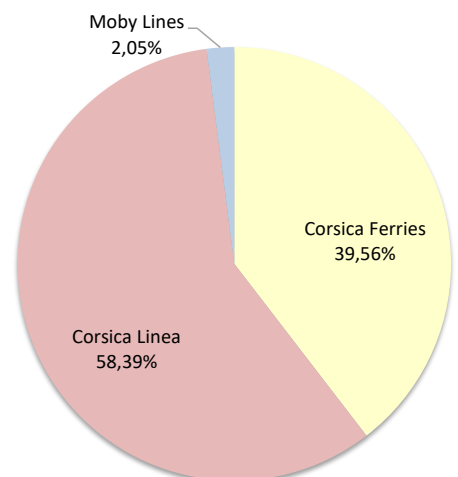
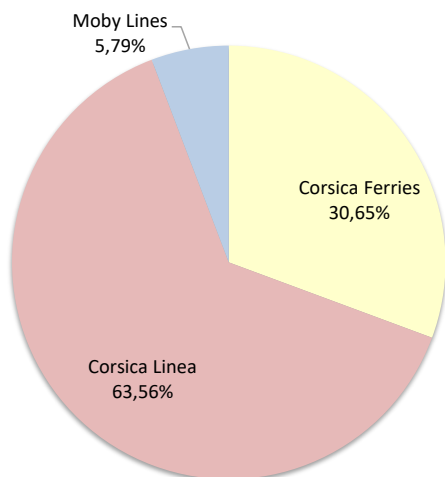
Lignes	Marchandises	Variation n-1
Marseille	442 972	8,40%
Nice	1 255	-36,03%
Toulon	120 049	-9,08%
Autres Corse	26	-79,20%
Livourne	180 908	1,08%
Savone	11 483	-17,62%
Gênes	922	1180,56%
Piombino	994	-
Golfo Aranci	60	-14,29%



COMPAGNIES  
REGULIERS NAT° ET INTERNAT°

Compagnies	Marchandises	Variation n-1
Corsica Ferries	46 072	-22,90%
Corsica Linea	95 533	8,89%
Moby Lines	8 702	261,98%

Compagnies	Marchandises	Variation n-1
Corsica Ferries	300 158	-7,58%
Corsica Linea	442 972	8,40%
Moby Lines	15 539	546,38%



# PORT DE COMMERCE DE BONIFACIO

mai 2024

## TRAFIC MARCHANDISES

	Marchandises du 1er au 31 mai			Cumul Marchandises depuis le 1er Janvier		
	2023	2024	Variation	2023	2024	Variation
Régulier National	0	0	-	0	0	-
Régulier Internat°	9 353	6 719	-28,16%	35 384	29 141	-17,64%
<b>TOTAL</b>	<b>9 353</b>	<b>6 719</b>	<b>-28,16%</b>	<b>35 384</b>	<b>29 141</b>	<b>-17,64%</b>
Croisières	0	0	-	0	0	-
Hydrocarbures	0	0	-	0	0	-
Ciment	0	0	-	0	0	-
<b>TOTAL</b>	<b>0</b>	<b>0</b>	<b>-</b>	<b>0</b>	<b>0</b>	<b>-</b>
<b>TOTAL</b>	<b>9 353</b>	<b>6 719</b>	<b>-28,16%</b>	<b>35 384</b>	<b>29 141</b>	<b>-17,64%</b>

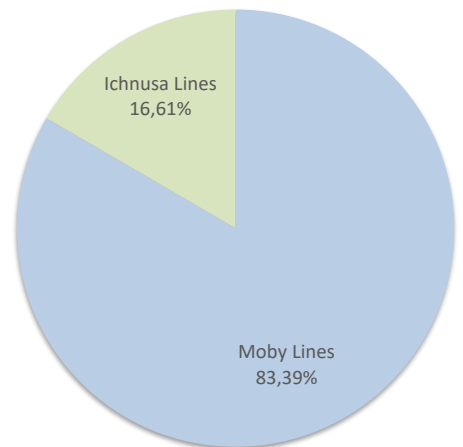
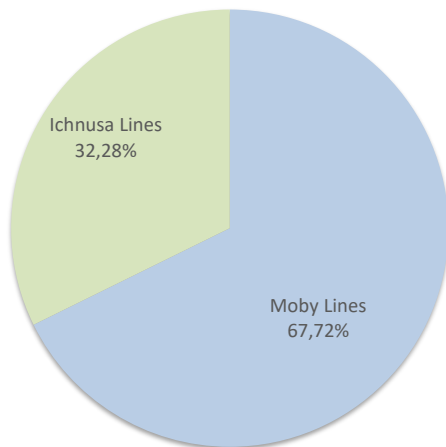
	Lignes	Marchandises	Variation n-1	Lignes	Marchandises	Variation n-1
	Santa Teresa	6 719	-28,16%	Santa Teresa	29 141	-17,64%

**LIGNES**  
REGULIERS NAT° ET INTERNAT°



**COMPAGNIES**  
REGULIERS NAT° ET INTERNAT°

	Compagnies	Marchandises	Variation n-1	Compagnies	Marchandises	Variation n-1
	Moby Lines	4 550	-30,25%	Moby Lines	24 300	-19,06%
	Ichnusa Lines	2 169	-23,36%	Ichnusa Lines	4 841	-9,68%



# PORT DE COMMERCE DE L'ILE-ROUSSE

mai 2024

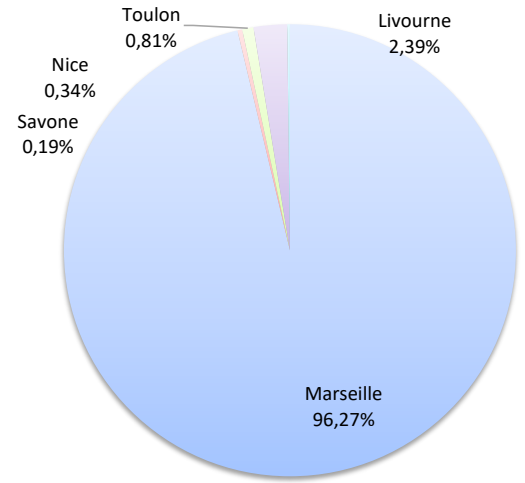
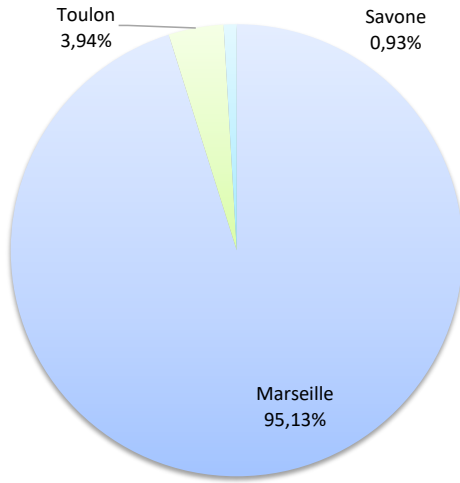
## TRAFIC MARCHANDISES

	Marchandises du 1er au 31 mai			Cumul Marchandises depuis le 1er Janvier		
	2023	2024	Variation	2023	2024	Variation
Régulier National	14 488	12 253	-15,42%	70 766	59 427	-16,02%
Régulier Internat°	212	115	-45,75%	3 109	1 575	-49,34%
<b>TOTAL</b>	<b>14 700</b>	<b>12 368</b>	<b>-15,86%</b>	<b>73 875</b>	<b>61 002</b>	<b>-17,43%</b>
<b>dont MD</b>	<b>440</b>	<b>218</b>	<b>-50,45%</b>	<b>2693</b>	<b>2385</b>	<b>-11,44%</b>
Croisières	0	0	-	0	0	-
Hydrocarbures	0	0	-	0	0	-
Ciment	2 087	1 520	-27,18%	11 248	10 952	-2,62%
<b>TOTAL</b>	<b>2 087</b>	<b>1 520</b>	<b>-27,18%</b>	<b>11 248</b>	<b>10 952</b>	<b>-2,63%</b>
<b>TOTAL</b>	<b>16 787</b>	<b>13 888</b>	<b>-17,27%</b>	<b>85 123</b>	<b>71 954</b>	<b>-15,47%</b>

### LIGNES REGULIERS NAT° ET INTERNAT°

Lignes	Marchandises	Variation n-1
Marseille	11 766	-0,89%
Nice	0	-100,00%
Toulon	487	-80,30%
Livourne	0	-100,00%
Savone	115	-19,01%
Porto Torres	0	-100,00%

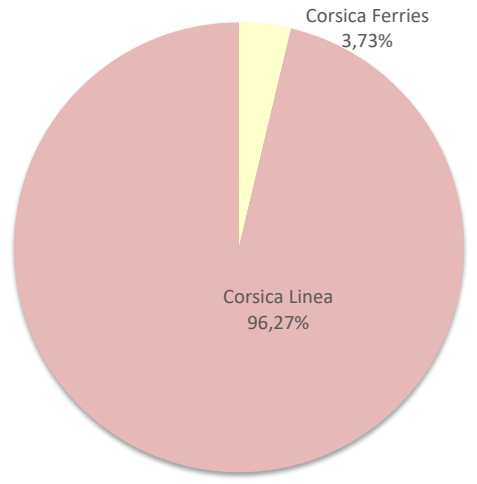
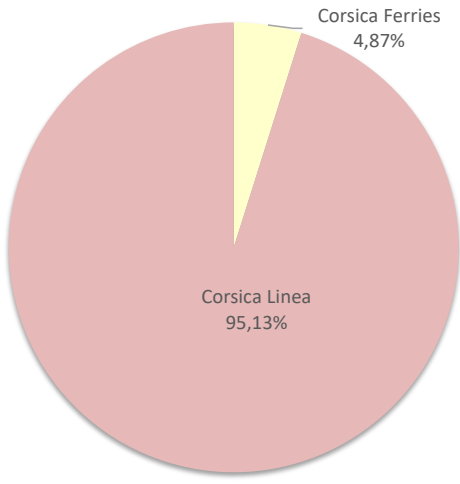
Lignes	Marchandises	Variation n-1
Marseille	58 725	-8,14%
Nice	208	-14,40%
Toulon	494	-92,50%
Livourne	1 460	-50,29%
Savone	115	-19,01%
Porto Torres	0	-100,00%



### COMPAGNIES REGULIERS NAT° ET INTERNAT°

Compagnies	Marchandises	Variation n-1
Corsica Ferries	602	-78,72%
Corsica Linea	11 766	-0,89%

Compagnies	Marchandises	Variation n-1
Corsica Ferries	2 277	-77,10%
Corsica Linea	58 725	-8,14%



# PORT DE COMMERCE DE PORTO-VECCHIO

mai 2024

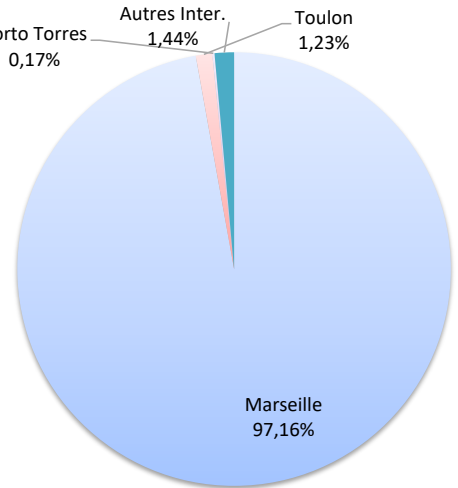
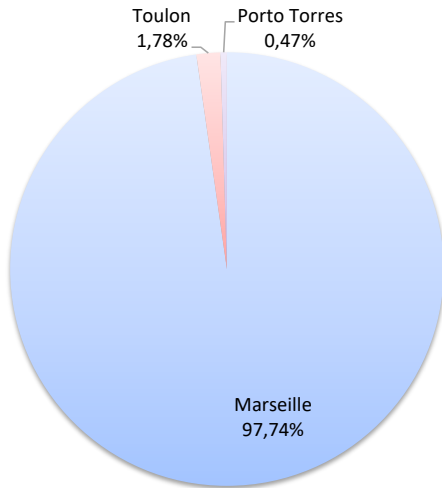
## TRAFIC MARCHANDISES

	Marchandises du 1er au 31 mai			Cumul Marchandises depuis le 1er Janvier		
	2023	2024	Variation	2023	2024	Variation
Régulier National	18 844	19 753	4,82%	84 738	89 986	6,19%
Régulier Internat°	598	94	-84,28%	857	1 472	71,76%
<b>TOTAL</b>	<b>19 442</b>	<b>19 847</b>	<b>2,08%</b>	<b>85 595</b>	<b>91 458</b>	<b>6,85%</b>
Croisières	0	0	-	0	0	-
Hydrocarbures	0	0	-	0	0	-
Ciment	2 305	2 865	24,30%	12 848	11 409	-11,20%
<b>TOTAL</b>	<b>2 305</b>	<b>2 865</b>	<b>24,30%</b>	<b>12 848</b>	<b>11 409</b>	<b>-11,20%</b>
<b>TOTAL</b>	<b>21 747</b>	<b>22 712</b>	<b>4,44%</b>	<b>98 443</b>	<b>102 867</b>	<b>4,49%</b>

### LIGNES REGULIERS NAT° ET INTERNAT°

Lignes	Marchandises	Variation n-1
Marseille	19 399	13,92%
Toulon	354	-80,50%
Livourne	0	-100,00%
Porto Torres	94	-83,85%
Autres Inter.	0	-

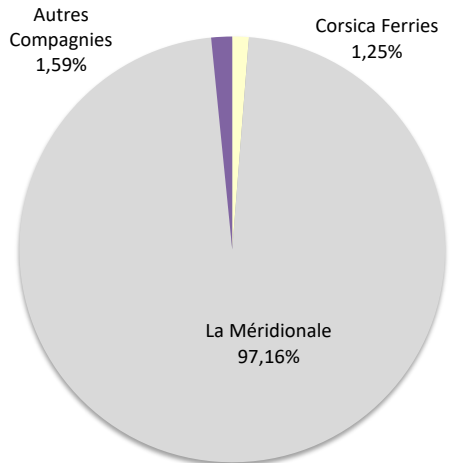
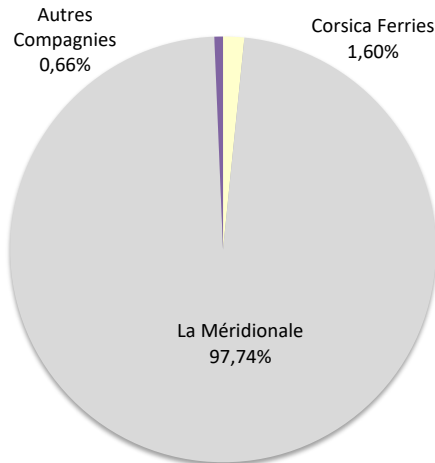
Lignes	Marchandises	Variation n-1
Marseille	88 865	10,16%
Toulon	1 121	-72,45%
Livourne	0	-100,00%
Porto Torres	152	-73,88%
Autres Inter.	1 320	-



### COMPAGNIES REGULIERS NAT° ET INTERNAT°

Compagnies	Marchandises	Variation n-1
Corsica Ferries	318	-86,82%
La Méridionale	19 399	13,92%
Corsica Linea	0	-
Autres Compagnies	130	-

Compagnies	Marchandises	Variation n-1
Corsica Ferries	1 143	-76,80%
La Méridionale	88 865	10,42%
Corsica Linea	0	-100,00%
Autres Compagnies	1 450	-





PORT DE COMMERCE DE PROPRIANO


mai 2024

TRAFIC MARCHANDISES

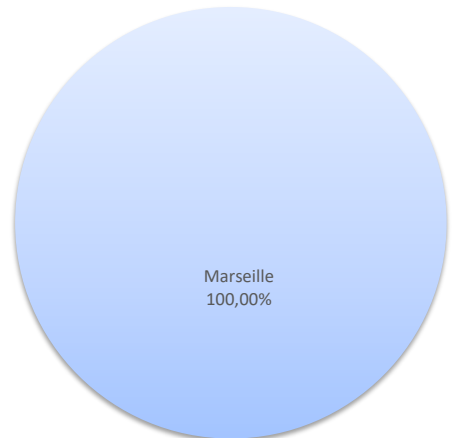
	Marchandises du 1er au 31 mai			Cumul Marchandises depuis le 1er Janvier		
	2023	2024	Variation	2023	2024	Variation
Régulier National	6 821	7 126	4,47%	34 959	34 524	-1,24%
Régulier Internat°	0	0	-	0	0	-
<b>TOTAL</b>	<b>6 821</b>	<b>7 126</b>	<b>4,47%</b>	<b>34 959</b>	<b>34 524</b>	<b>-1,24%</b>
Croisières	0	0	-	0	0	-
Hydrocarbures (Bitume)	1 891	0	-100,00%	3 186	1 599	-49,81%
Ciment	0	0	-	0	0	-
<b>TOTAL</b>	<b>1 891</b>	<b>0</b>	<b>-100,00%</b>	<b>3 186</b>	<b>1 599</b>	<b>-49,81%</b>
<b>TOTAL</b>	<b>8 712</b>	<b>7 126</b>	<b>-18,20%</b>	<b>38 145</b>	<b>36 123</b>	<b>-5,30%</b>

**LIGNES**  
REGULIERS NAT° ET INTERNAT°

Lignes	Marchandises	Variation n-1
Marseille	7 126	4,47%

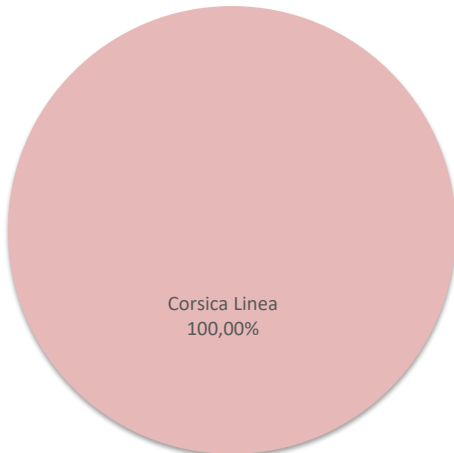


Lignes	Marchandises	Variation n-1
Marseille	34 524	-1,24%



**COMPAGNIES**  
REGULIERS NAT° ET INTERNAT°

Compagnies	Marchandises	Variation n-1
Corsica Linea	7 126	4,47%



Compagnies	Marchandises	Variation n-1
Corsica Linea	34 524	-1,24%

